



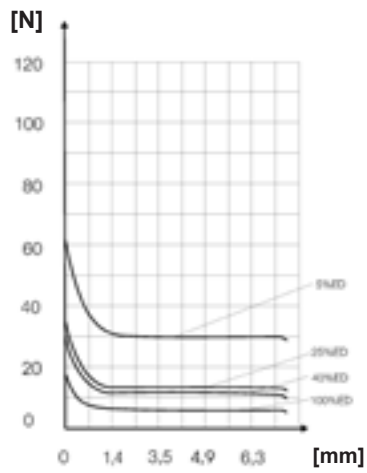
## Reversible Solenoids

DC high power solenoids of the LHR series are solenoids with high performance. They are delivered with a horizontal characteristic curve.

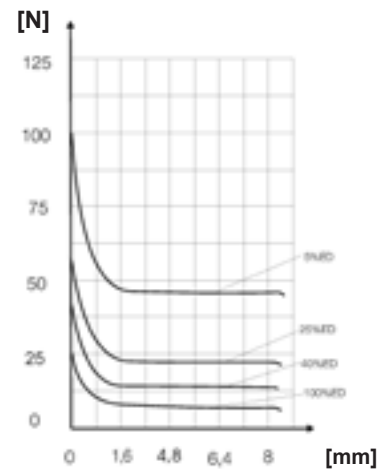
The armature is led on both sides with maintenance-free precision bearings. This results in a very high resistance to wear, granting consistent solenoid performance throughout a long service life

Type	Type diameter x Length [mm]	Stroke [mm]	Duty cycle [%]	Magnetic force [N]	Input power [W]	Response time [ms]	Release time [ms]
LHR035	35 x 58	7	100	6	12	85	50
LHR035	35 x 58	7	40	11	24	85	50
LHR035	35 x 58	7	25	13.5	36	85	45
LHR035	35 x 58	7	5	30	120	85	35
LHR040	40 x 85	8	100	10	15	85	55
LHR040	40 x 85	8	40	16.5	31	85	55
LHR040	40 x 85	8	25	23	44	85	50
LHR040	40 x 85	8	5	46	155	82	40
LHR050	50 x 104	10	100	16	18	135	65
LHR050	50 x 104	10	40	27	39	110	65
LHR050	50 x 104	10	25	36	59	110	60
LHR050	50 x 104	10	5	82	230	95	50
LHR060	60 x 124	12	100	32	28	185	85
LHR060	60 x 124	12	40	58	63	145	80
LHR060	60 x 124	12	25	70	95	140	80
LHR060	60 x 124	12	5	153	395	110	70
LHR070	70 x 142	15	100	37	34	215	100
LHR070	70 x 142	15	40	66	78	165	90
LHR070	70 x 142	15	25	90	120	160	90
LHR070	70 x 142	15	5	210	520	120	75
LHR090	90 x 176	25	100	73	52	320	135
LHR090	90 x 176	25	40	124	132	250	120
LHR090	90 x 176	25	25	145	205	220	110
LHR090	90 x 176	25	5	275	830	160	105
LHR115	115 x 169	30	100	100	60	360	115
LHR115	115 x 169	30	40	160	144	250	110
LHR115	115 x 169	30	25	210	222	230	105
LHR115	115 x 169	30	5	500	1020	170	100
LHR135	135 x 275	40	100	170	80	420	140
LHR135	135 x 275	40	40	290	192	330	120
LHR135	135 x 275	40	25	370	296	270	120
LHR135	135 x 275	40	5	880	1360	205	110

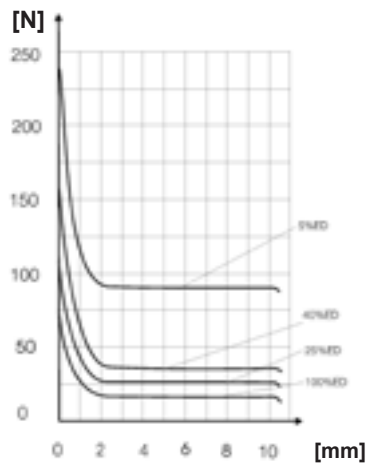
LHR035000




LHR040000




LHR050000




LHR060000



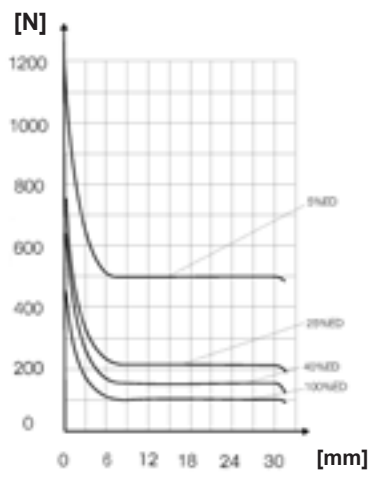
LHR070000



LHR090000



LHR115000



LHR135000

